



CONCRAFT HOLDING CO., LTD.

(Stock Symbols: 4943.TW)

Chiao-Sheng Huang, CFO

Innovation Creates the Value !

Agenda

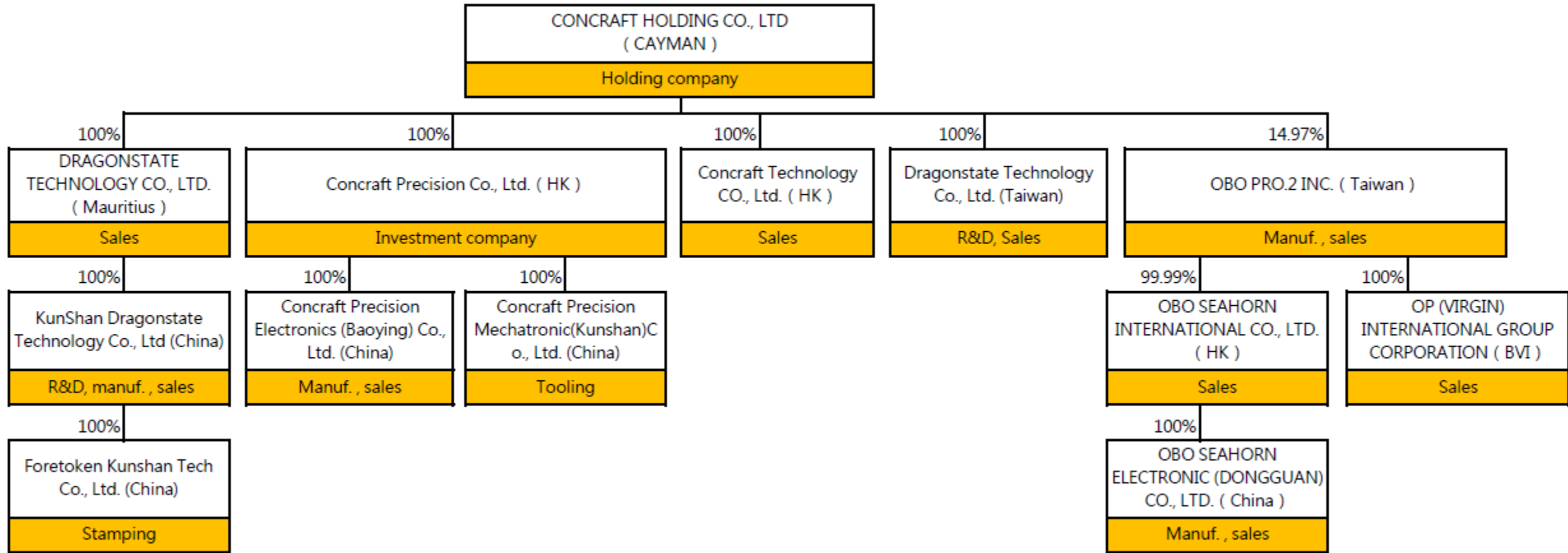
- ❑ Company Overview
- ❑ Quarterly Sales Revenue/ Gross Profit
- ❑ Net Income/ EPS
- ❑ Relevant Financial Information
- ❑ Top 10 Customers
- ❑ Dividend Policy
- ❑ Recently Major Events

Company Overview

- ❑ Established in 1991
- ❑ Listing Date : 11/11/2016
- ❑ Capital : NT\$ 11.8 hundred million
- ❑ Chairman : Chao-Sheng Lu
- ❑ General Manager : Kuo-Chi Lee
- ❑ Industry : Electronic Parts/Components
- ❑ Main Business : Parts of acoustics, electronic connectors, automotive components and related mold components

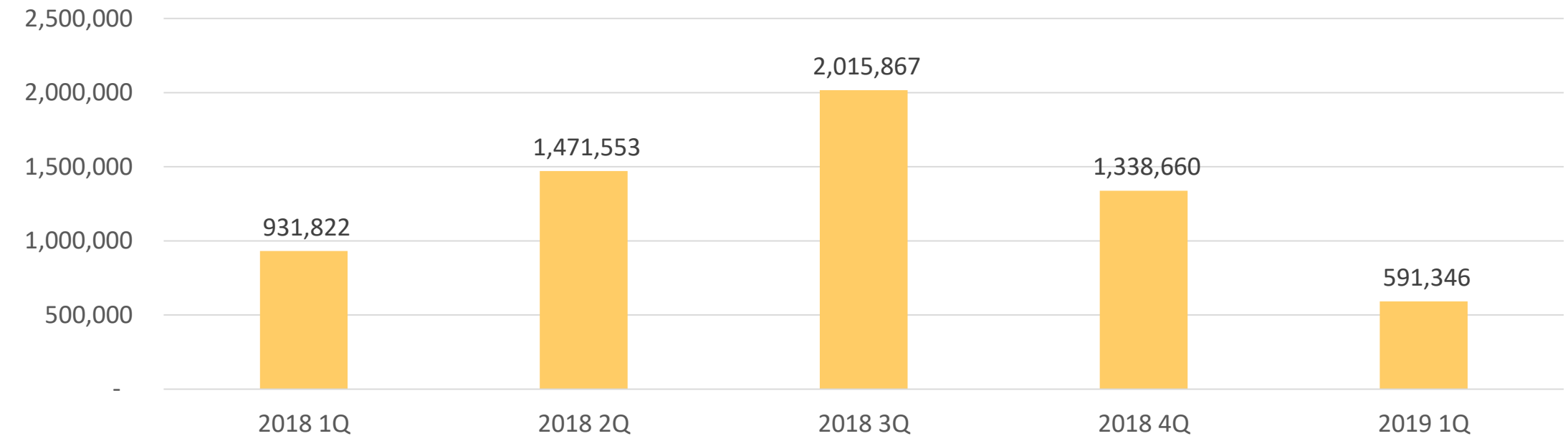


Company Overview



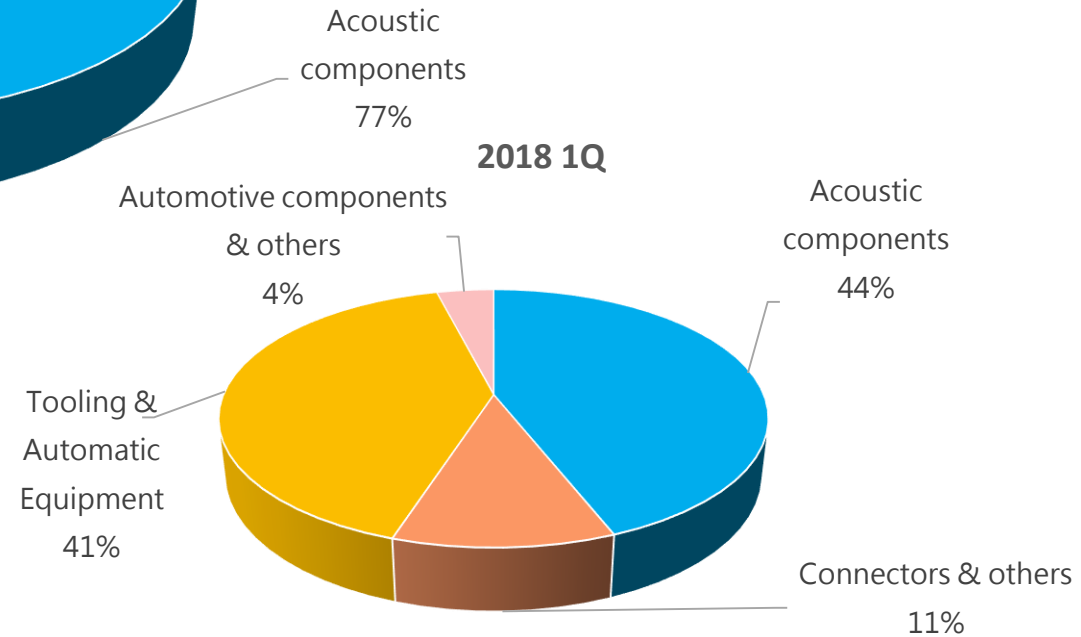
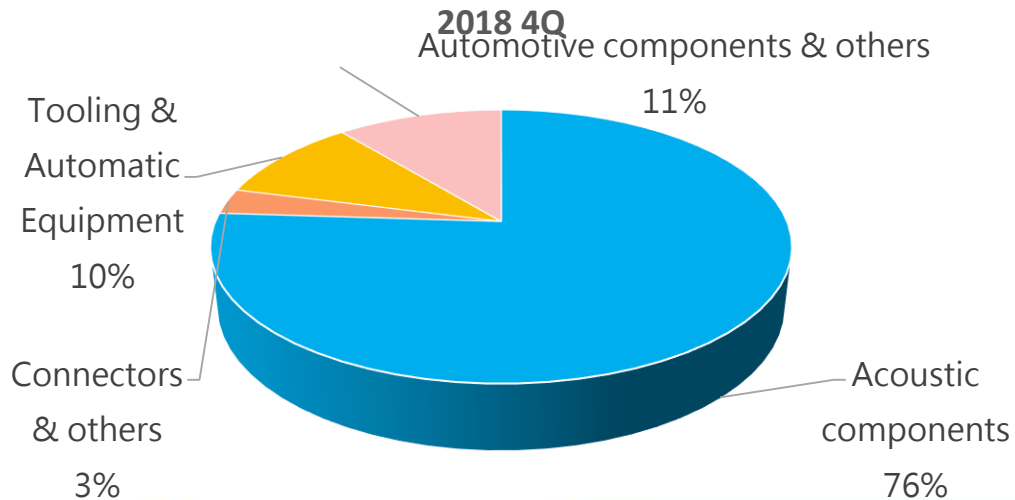
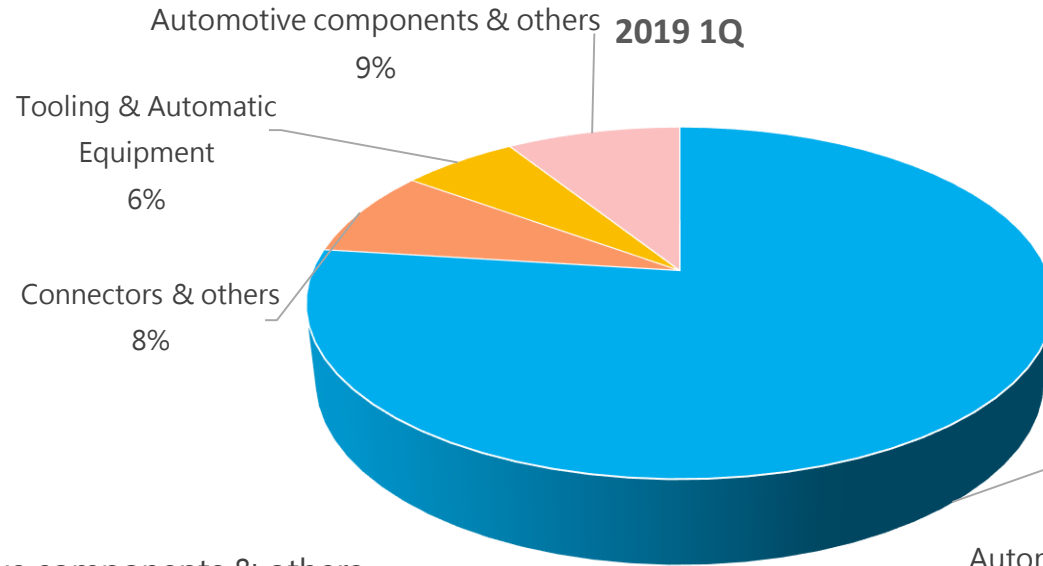
Quarterly Sales Revenue

NTD thousand



	2018 1Q	2018 2Q	2018 3Q	2018 4Q	2019 1Q
Revenue	931,822	1,471,553	2,015,867	1,338,660	591,346

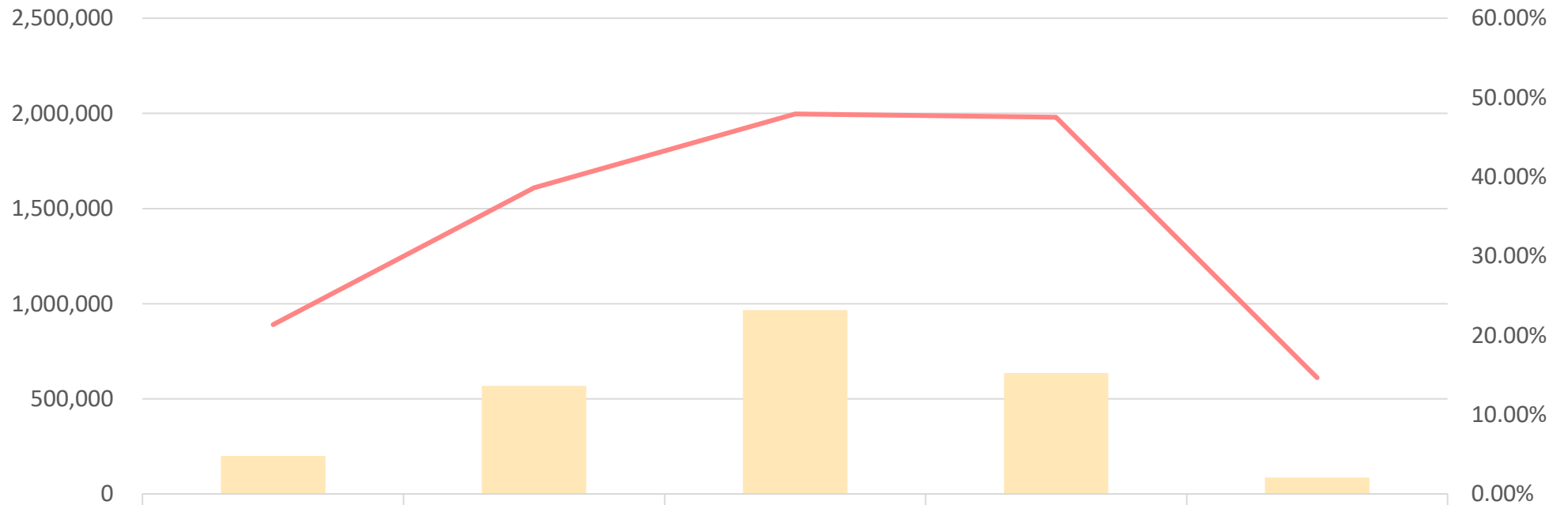
Major Products and Sales Contents (Year)





Quarterly Gross Profit

NTD thousand

Gross Profit & Gross Profit Margin

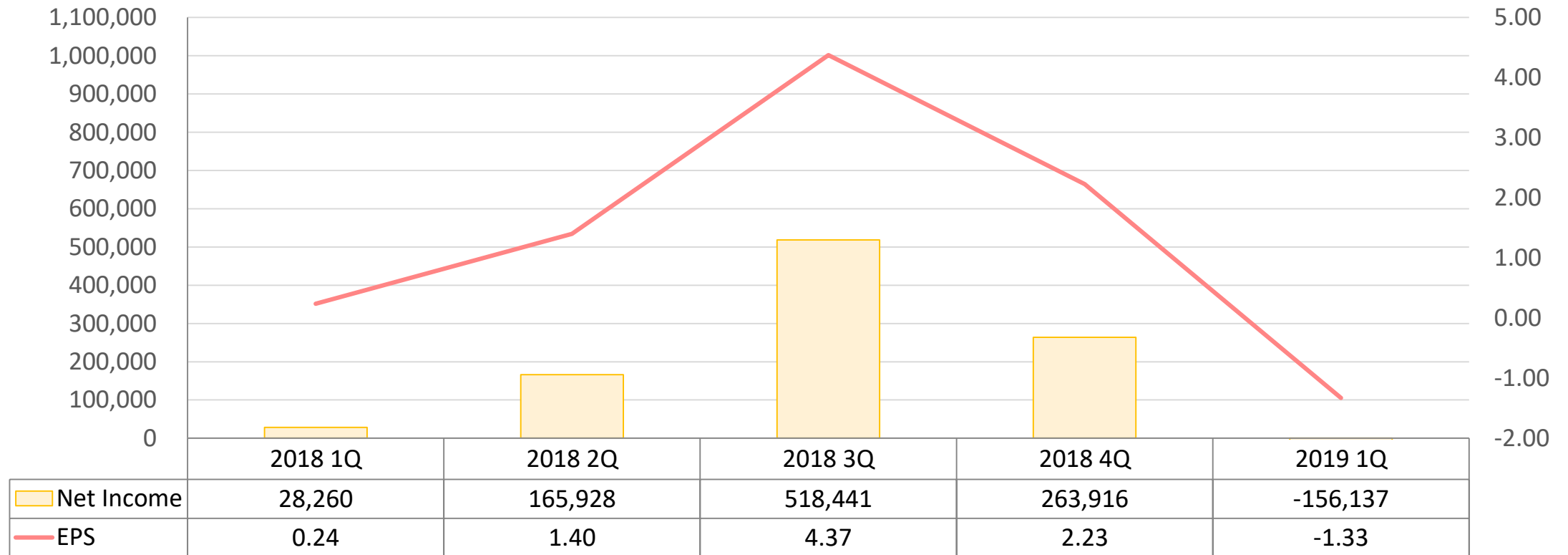


 Gross Profit	198,936	568,163	966,176	635,974	86,688
 Gross Profit Margin	21.35%	38.61%	47.93%	47.51%	14.66%

Net Income & EPS

NTD thousand

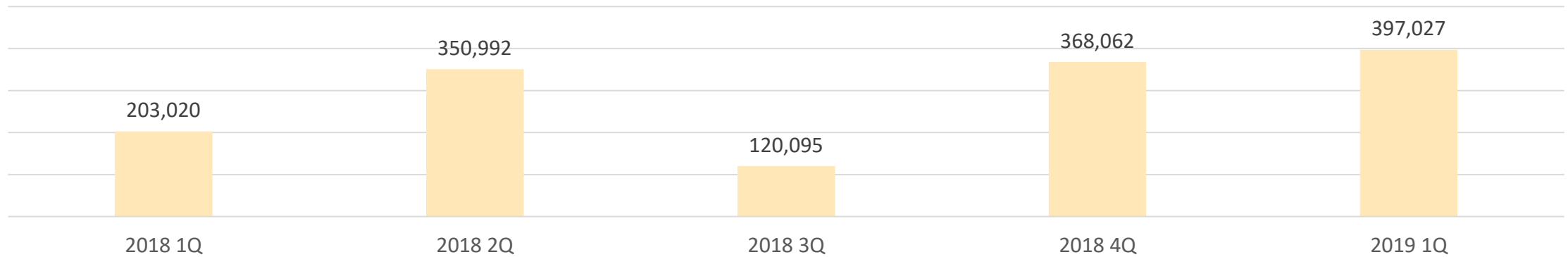
Net Income & EPS



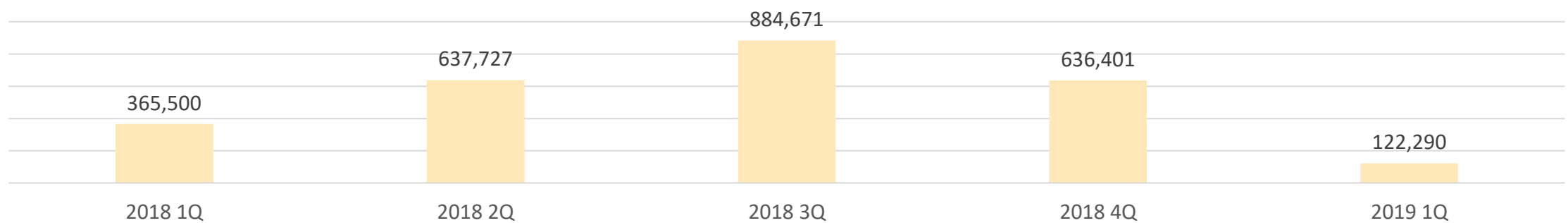
CAPEX & EBITDA

NTD thousand

CAPEX



EBITA



Top 10 Customers

	2015		2016		2017		2018		2019 1Q	
Acoustic components & Tooling	OO Customer OO Customer Others	51%	OO Customer OO Customer Others	56%	OO Customer OO Customer OO Customer Others	84%	OO Customer OO Customer OO Customer Others	89%	OO Customer OO Customer OO Customer Others	80%
Connectors	SPG COMPAL PEGATRON INVENTEC HON HAI CALCOMP ASUS others	47%	SPG COMPAL PEGATRON INVENTEC ASUS LITEON SAMSUNG CALCOMP others	42%	SPG COMPAL INVENTEC PEGATRON SAMSUNG HON HAI ASUS others	12%	SPG INVENTEC PEGATRON SAMSUNG HON HAI CALCOMP others	6%	INVENTEC PEGATRON SAMSUNG KAKA others	8%
Automotive Components & Others	TDK others	2%	others	2%	others	4%	BOSCH others	5%	SWS UAES Toshiba-M. others	12%

Dividend Policy

- Subject to Cayman Islands law, the amount of dividends shall be at least 50% of the net profit after the deduction of regulations. Cash dividends shall comprise a minimum of 10% and a maximum of 100% of the total dividends allocated to Shareholders.

Distribution Table	Profit Distribution				APIC Distribution			
	Cash Dividend		Stock Dividend		Cash Dividend		Stock Dividend	
	Per value Per share (NTD)	Total Amount (NTD thousand)	Per value Per share (NTD)	Total Amount (NTD thousand)	Per value Per share (NTD)	Total Amount (NTD thousand)	Per value Per share (NTD)	Total Amount (NTD thousand)
2010	2	72,630	-	-	-	-	2	72,630
2011	1	43,578	-	-	-	-	1	43,578
2012	0.5	24,968	-	-	-	-	0.5	24,968
2013	0.5	26,216	-	-	-	-	1	52,433
2014	0.5	33,838	0.5	33,838	-	-	0.5	33,838
2015	1	79,443	-	-	-	-	-	-
2016	1.54	153,103	-	-	-	-	0.5	51,034
2017	5	535,859	-	-	-	-	1	107,172
2018	5.5	647,834	-	-	-	-	0.5	58,894

Recent Major Events

1. The subsidiary, KunShan Dragonstate, purchased equipment around €11.857 million.
2. A Capital reduction which is cancellation and forfeiture of RSA that has been vested to the resigned employees is going to be NT\$ 30 thousands.

THANK YOU