



CONCRAFT HOLDING CO., LTD.

(Stock Symbols: 4943.TW)

Chiao-Sheng Huang, CFO

Innovation Creates the Value !

Agenda

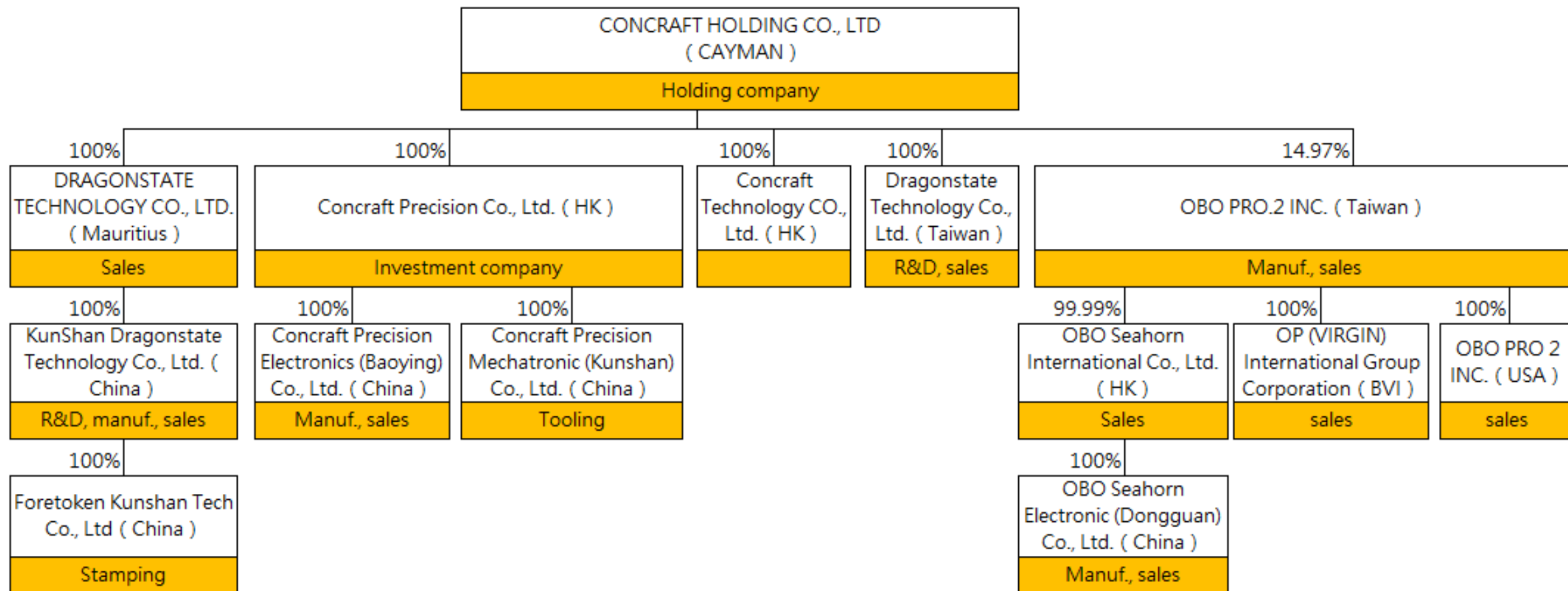
- Company Overview
- Quarterly Sales Revenue/ Gross Profit
- Net Income/ EPS
- Relevant Financial Information
- Top 10 Customers
- Dividend Policy

Company Overview

- ❑ Established in 1991
- ❑ Listing Date : 11/11/2016
- ❑ Capital : NT\$ 13.5 hundred million (As of September 2019)
- ❑ Chairman : Chao-Sheng Lu
- ❑ General Manager : Kuo-Chi Lee
- ❑ Industry : Electronic Parts/Components
- ❑ Main Business : Parts of acoustics, electronic connectors, automotive components and related mold components



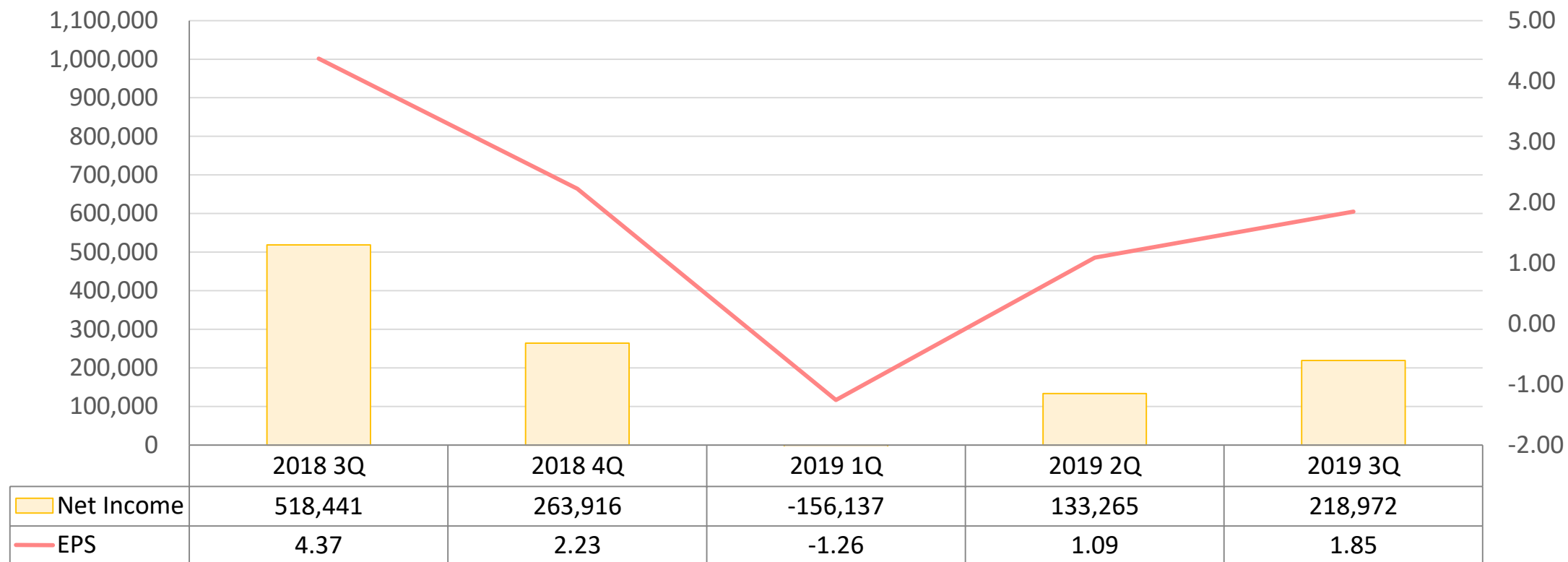
Company Overview



Net Income & EPS

NTD thousand

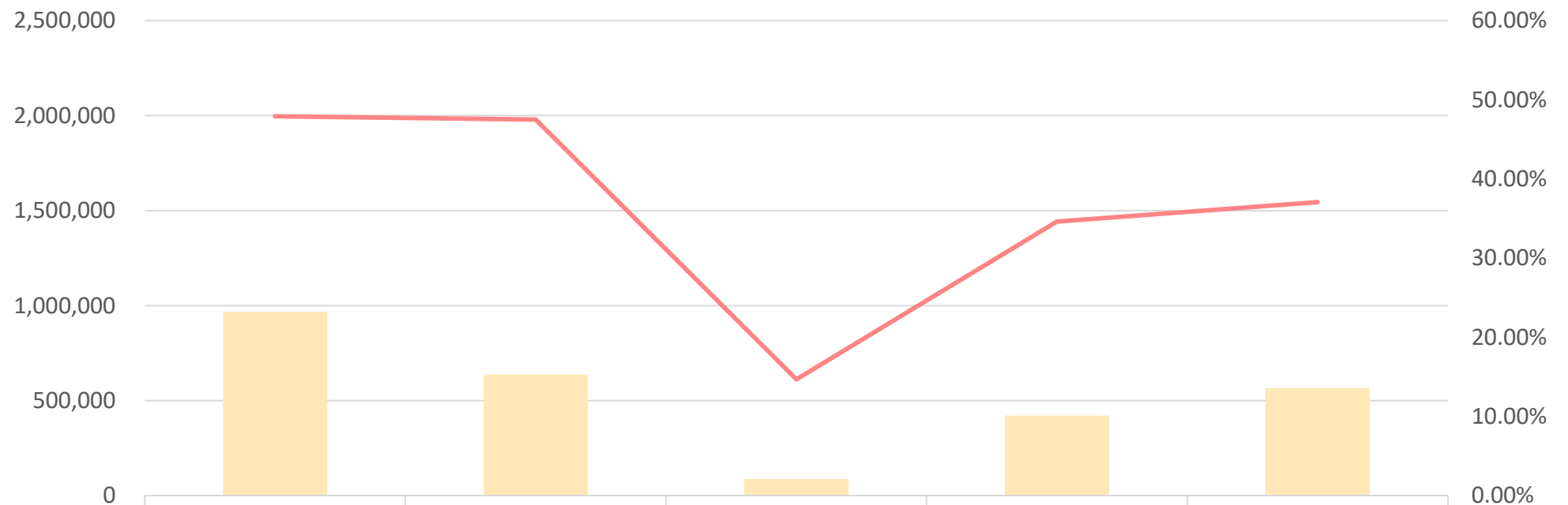
Net Income & EPS



Quarterly Gross Profit

NTD thousand

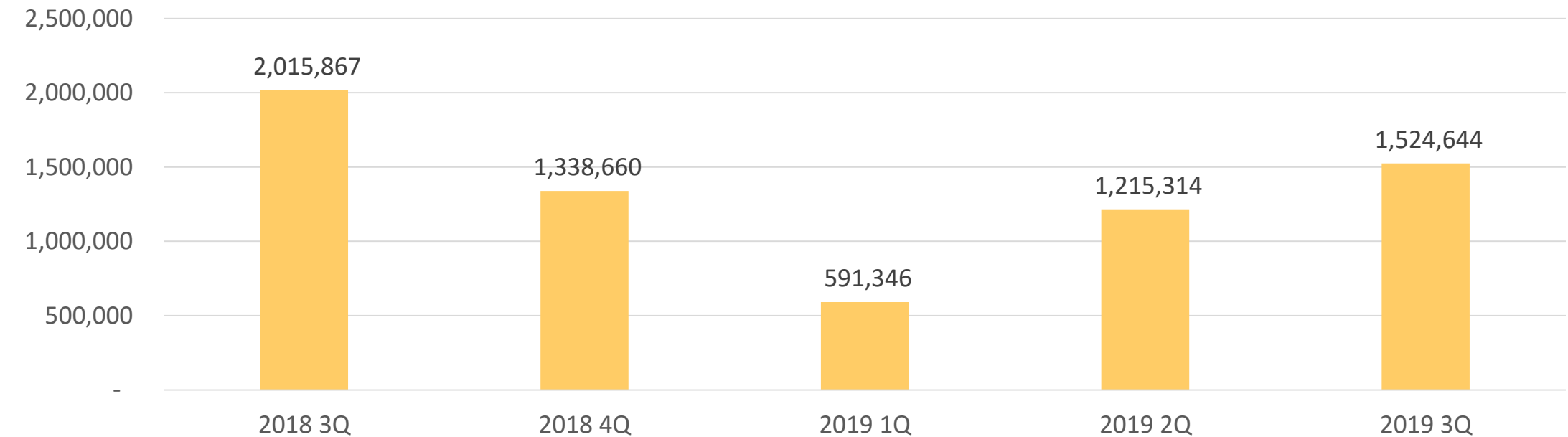
Gross Profit & Gross Profit Margin



	2018 3Q	2018 4Q	2019 1Q	2019 2Q	2019 3Q
Gross Profit	966,176	635,974	86,688	420,585	565,466
Gross Profit Margin	47.93%	47.51%	14.66%	34.61%	37.08%

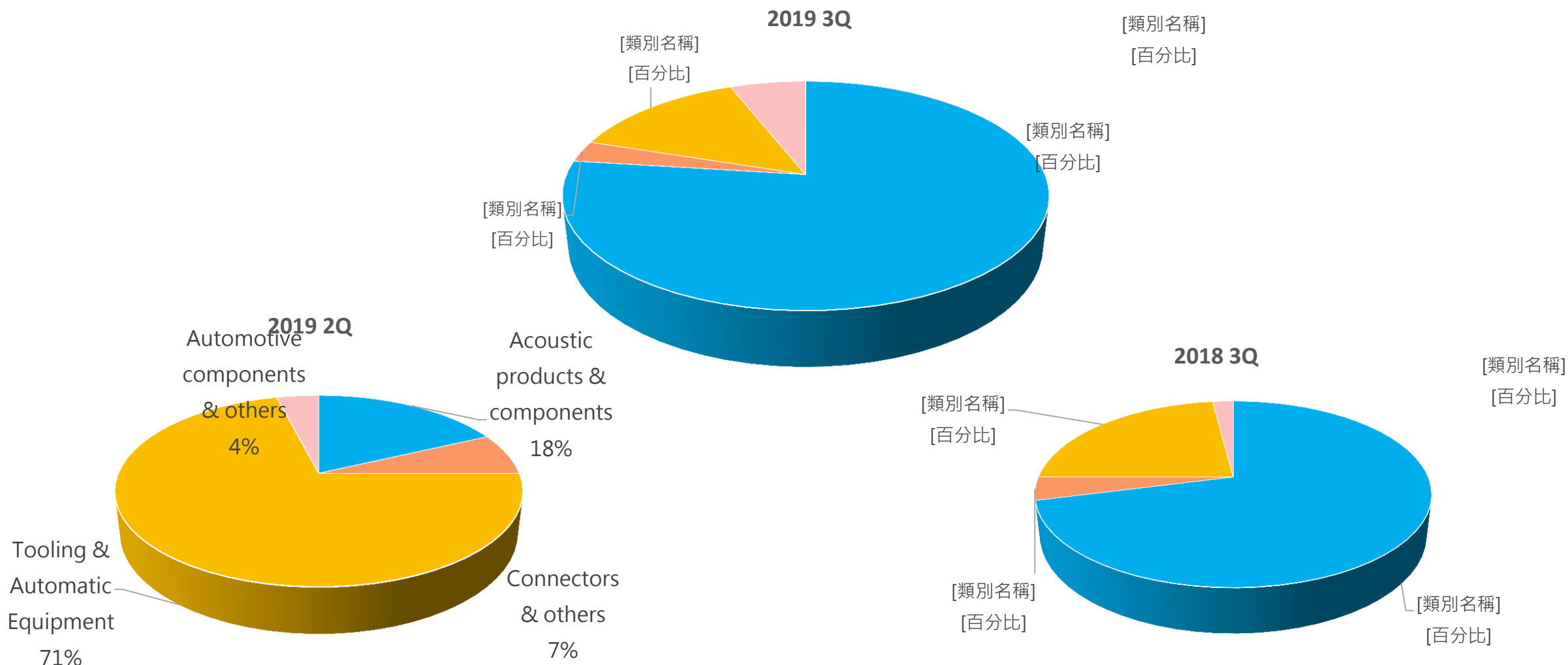
Quarterly Sales Revenue

NTD thousand



	2018 3Q	2018 4Q	2019 1Q	2019 2Q	2019 3Q
Revenue	2,015,867	1,338,660	591,346	1,215,314	1,524,644

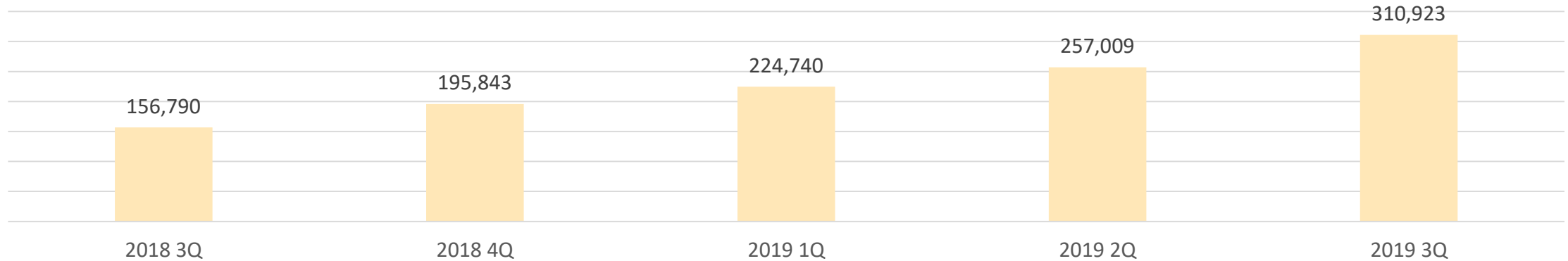
Major Products and Sales Contents (Quarter)



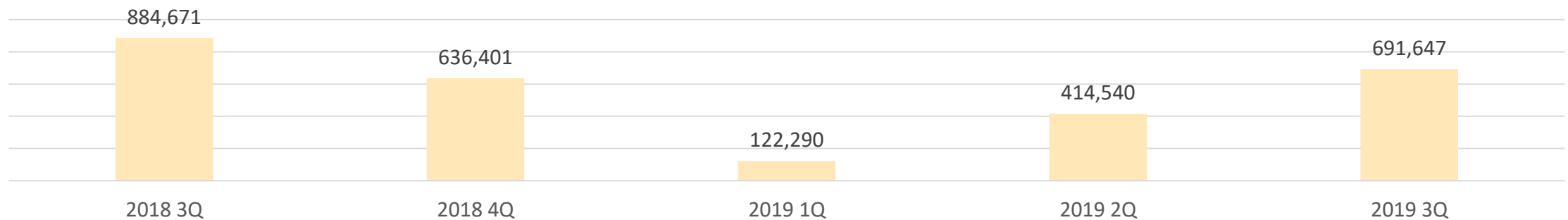
Depreciation 、 Amortization & EBITDA

NTD thousand

Depreciation & Amortization

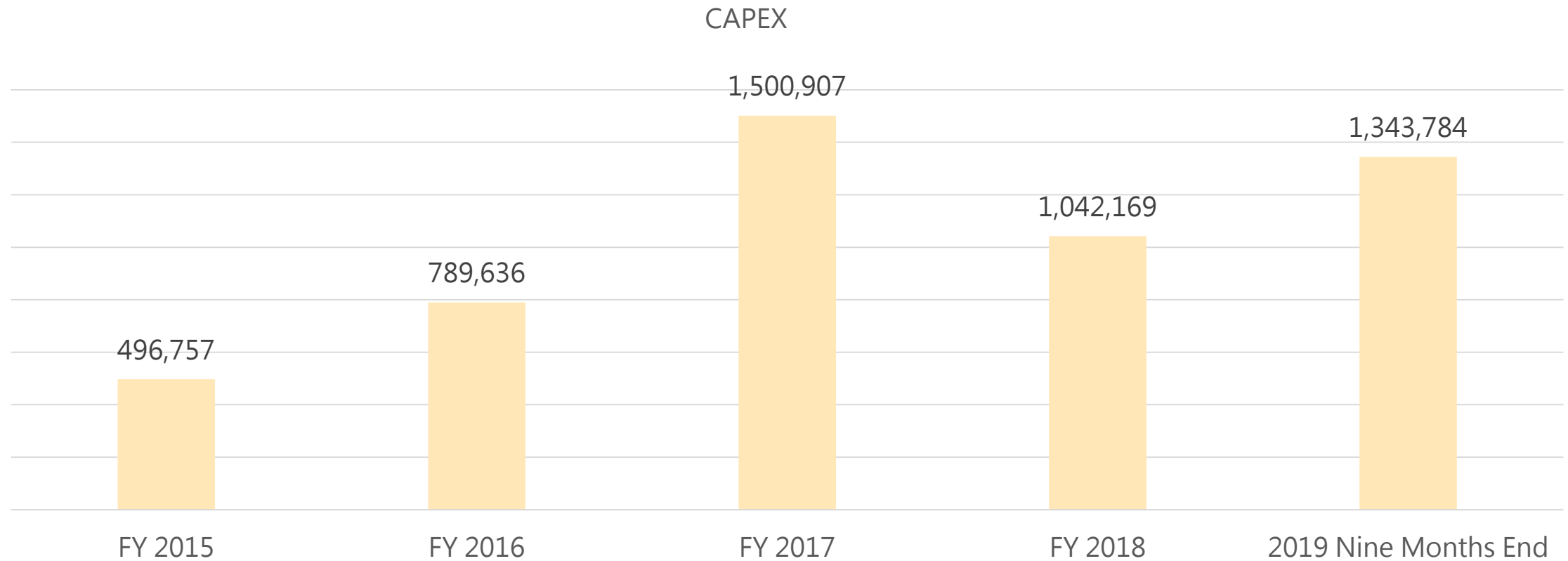


EBITA



CAPEX (Five Years)

NTD thousand



Top 10 Customers

	FY 2015		FY 2016		FY 2017		FY 2018		2019 Nine Months Ends	
Acoustic components & Tooling	OO Customer OO Customer Others	51%	OO Customer OO Customer Others	56%	OO Customer OO Customer OO Customer Others	84%	OO Customer OO Customer OO Customer Others	89%	OO Customer OO Customer OO Customer OO Customer OO Customer Others	82%
Connectors	SPG COMPAL PEGATRON INVENTEC HON HAI CALCOMP ASUS others	47%	SPG COMPAL PEGATRON INVENTEC ASUS LITEON SAMSUNG CALCOMP others	42%	SPG COMPAL INVENTEC PEGATRON SAMSUNG HON HAI ASUS others	12%	SPG INVENTEC PEGATRON SAMSUNG HON HAI CALCOMP others	6%	INVENTEC PEGATRON FOXCONN others	5%
Automotive Components & Others	TDK others	2%	others	2%	others	4%	BOSCH others	5%	BOSCH&UAES Toshiba-M. Others	13%

Dividend Policy

- Subject to Cayman Islands law, the amount of dividends shall be at least 50% of the net profit after the deduction of regulations. Cash dividends shall comprise a minimum of 10% and a maximum of 100% of the total dividends allocated to Shareholders.

Distribution Table	Profit Distribution				APIC Distribution			
	Cash Dividend		Stock Dividend		Cash Dividend		Stock Dividend	
	Per value Per share (NTD)	Total Amount (NTD thousand)	Per value Per share (NTD)	Total Amount (NTD thousand)	Per value Per share (NTD)	Total Amount (NTD thousand)	Per value Per share (NTD)	Total Amount (NTD thousand)
2010	2	72,630	-	-	-	-	2	72,630
2011	1	43,578	-	-	-	-	1	43,578
2012	0.5	24,968	-	-	-	-	0.5	24,968
2013	0.5	26,216	-	-	-	-	1	52,433
2014	0.5	33,838	0.5	33,838	-	-	0.5	33,838
2015	1	79,443	-	-	-	-	-	-
2016	1.54	153,103	-	-	-	-	0.5	51,034
2017	5	535,859	-	-	-	-	1	107,172
2018	5.5	647,834	-	-	-	-	0.5	58,894

THANK YOU